










Kanaflex®


Rubber and Plastic Hose



GOODYEAR
RUBBER PRODUCTS INC.

Call Toll Free: **1-866-711-4673**
WebSales@GoodyearRubberProducts.com

**We Ship
World Wide**



GOODYEAR
RUBBER PRODUCTS INC.

Call Toll Free: **1-866-711-4673**
WebSales@GoodyearRubberProducts.com

**We Ship
World Wide**

Kanaflex manufactures PVC, rubber, urethane and polypropylene hose and ducting of the highest quality utilizing advanced technology, equipment, and proprietary blends of raw materials. Each product series has been designed and tested to ensure outstanding service life and dependability in applications that conform to the required specifications.

Since 1952, Kanaflex's revolutionary production methods have taken the best properties of plastics and rubber, producing products capable of outperforming conventional plastic and rubber hose. Today, Kanaflex technology leads the industry and we continue to search for new raw materials and manufacturing processes to meet the most demanding current and future applications.

Kanaflex Corporation operates manufacturing facilities in Vernon Hills, Illinois, and Compton, California, and a distribution center in Houston, Texas. The company is a wholly owned subsidiary of Kanaflex Corporation Japan. Kanaflex hose is sold through a network of distributors throughout the United States and Canada.

Kanaflex hose is flexible, easy-to-handle, lightweight, and inherently durable. Our hoses continue to replace more expensive and harder-to-handle hoses for many of the industry's toughest jobs.

Flexible

Kanaflex hose lends itself to working in tight spaces.

Lightweight

Kanaflex is up to 50% lighter than conventional rubber hose, making it easier to handle and less expensive to transport.

Economical

Initial cost is low, and Kanaflex hoses are virtually maintenance-free which saves money in the long run.

Smooth bore

A smooth bore and flexible bending characteristics make for the fastest and most efficient transfer of fluids.

Premium rubber materials

Our hose properties are ideally suited for the following applications and conditions:

- Oil
- Chemicals
- Gasoline
- Abrasives
- Extreme temperature variations
- Extreme weather conditions

PVC Hose



100 CL / 101 PS

General water suction and discharge hose.

Temp. Range: -13°F to 140°F

Applications: 100 CL: General water suction hose

101 PS: Methane gas recovery at landfills; connection between rigid pipes of the same size; repair of broken rigid lines.

Construction: Flexible PVC, rigid PVC helix, smooth bore, corrugated O.D.

100 CL

Inside Dia. Inches	Outside Dia. Inches	Pitch Dia. Inches	Minimum Bend Radius 72°F, Inches	Working Pressure 72°F, P.S.I.	Vacuum Rating 72°F, In/Hg	Weight Lbs/Ft	Standard Length Ft
1	1.25	.30	1.5	50	29.8	.18	100
1 1/4	1.52	.33	2.0	45	29.8	.22	100
1 1/2	1.81	.35	2.5	45	29.8	.35	100
2	2.36	.39	3.0	40	29.8	.50	100
2 1/2	2.87	.56	4.5	35	29.8	.68	100
3	3.50	.59	6.0	35	29.8	1.00	100
4	4.63	.65	8.0	30	29.8	1.52	100
6	6.85	.87	11.0	30	28.0	3.10	50,100
8	9.04	.91	16.0	30	28.0	5.38	25
10	11.26	1.02	30.0	30	28.0	8.88	20

101 PS

2.375	2.76	.41	3.5	35	29.8	.64	100
3.500	4.02	.63	7.0	30	29.8	1.10	100
4.500	5.08	.67	9.0	30	28.0	1.70	100

110 CL / 110 GR

Heavy-duty water suction and discharge hose.



Temp. Range: -13°F to 140°F

Applications: Heavy duty water suction hose

Construction: Flexible PVC, rigid PVC helix, smooth bore, smooth O.D.

Inside Dia. Inches	Outside Dia. Inches	Pitch Dia. Inches	Minimum Bend Radius 72°F, Inches	Working Pressure 72°F, P.S.I.	Vacuum Rating 72°F, In/Hg	Weight Lbs/Ft	Standard Length Ft
3/4	.95	.22	1.9	86	29.8	.16	100
1	1.25	.22	1.9	86	29.8	.26	100
1 1/4	1.52	.26	2.7	79	29.8	.37	100
1 1/2	1.81	.30	2.8	72	29.8	.44	100
2	2.38	.33	3.9	72	29.8	.74	100
2 1/2	2.92	.37	5.0	72	29.8	1.01	100
3	3.41	.37	7.0	62	29.8	1.21	100
4	4.50	.43	9.1	55	29.8	2.01	100
5	5.55	.45	14.0	33	28.0	2.45	100
6	6.67	.53	15.0	33	28.0	3.37	50,100
8	8.83	.70	20.0	28	28.0	5.80	25

PVC Hose

112 CL / 112 AG

Economical heavy-duty water and discharge hose.

Temp. Range: -13°F to 140°F

Applications: Economical heavy duty water suction hose

Construction: Flexible PVC, rigid PVC helix, smooth bore, smooth O.D.



Inside Dia. Inches	Outside Dia. Inches	Pitch Dia. Inches	Minimum Bend Radius 72°F, Inches	Working Pressure 72°F, P.S.I.	Vacuum Rating 72°F, In/Hg	Weight Lbs/Ft	Standard Length Ft
1 1/4	1.47	.26	3.0	80	29.8	.29	100
1 1/2	1.75	.30	4.0	70	29.8	.39	100
2	2.27	.33	5.0	65	29.8	.63	100
2 1/2	2.84	.37	6.0	65	29.8	.87	100
3	3.35	.37	8.0	55	29.8	1.05	100
4	4.45	.43	10.0	50	29.8	1.80	100

PVC Hose

116 CL

Heavy-duty water suction and discharge hose.

Temp. Range: -22°F to 140°F

Applications: Heavy-duty water suction and discharge hose with increased flexibility.

Construction: Flexible PVC, rigid PVC helix, smooth bore, smooth O.D.



Inside Dia. Inches	Outside Dia. Inches	Pitch Dia. Inches	Minimum Bend Radius 72°F, Inches	Working Pressure 72°F, P.S.I.	Vacuum Rating 72°F, In/Hg	Weight Lbs/Ft	Standard Length Ft
1	1.25	.22	1.5	70	29.8	.25	100
1 1/4	1.50	.26	2.0	70	29.8	.30	100
1 1/2	1.78	.30	2.5	56	29.8	.38	100
2	2.33	.33	3.0	50	29.8	.64	100
2 1/2	2.90	.37	4.5	50	29.8	.90	100
3	3.38	.37	6.0	50	29.8	1.10	100
4	4.46	.43	10.0	42	29.8	1.85	100
5	5.55	.45	12.5	28	28.0	2.47	100
6	6.67	.53	13.0	28	28.0	3.37	50,100
8	8.83	.70	20.0	21	28.0	5.80	25

PVC Hose



130 B

Oil resistant PVC suction and discharge hose.

Temp. Range: -13°F to 140°F


Applications: Heavy-duty suction and discharge of light oils and animal fats.

Construction: Flexible oil-resistant PVC, rigid PVC helix, smooth bore, smooth O.D.

Note: Not intended for handling of gasoline.

Inside Dia. Inches	Outside Dia. Inches	Pitch Dia. Inches	Minimum Bend Radius 72°F, Inches	Working Pressure 72°F, P.S.I.	Vacuum Rating 72°F, In/Hg	Weight Lbs/Ft	Standard Length Ft
1	1.25	.22	1.9	86	29.8	.26	100
1 1/4	1.52	.26	2.7	79	29.8	.37	100
1 1/2	1.81	.30	2.8	72	29.8	.44	100
2	2.38	.33	3.9	72	29.8	.74	100
2 1/2	2.92	.37	5.0	72	29.8	1.01	100
3	3.41	.37	7.0	62	29.8	1.21	100
4	4.50	.43	9.1	55	29.8	2.01	100
6	6.67	.53	15.0	33	28.0	3.37	100

PVC Hose



155 GY

Heavy-duty PVC blower and ducting hose.

Temp. Range: -13°F to 140°F

Applications: Heavy-duty PVC blower and ducting hose for grass, leaves, dust, and fumes.

Construction: Flexible PVC, rigid PVC helix, smooth bore, corrugated O.D.

Inside Dia. Inches	Outside Dia. Inches	Pitch Dia. Inches	Minimum Bend Radius 72°F, Inches	Working Pressure 72°F, P.S.I.	Vacuum Rating 72°F, In/Hg	Weight Lbs/Ft	Standard Length Ft
1 1/2	1.79	.35	1.5	20	20.0	.26	100
2	2.31	.39	2.5	15	18.0	.39	100
2 1/2	2.85	.54	3.0	15	15.0	.44	100
3	3.39	.56	3.5	15	15.0	.70	100
4	4.60	.65	4.5	15	15.0	1.43	100
5	5.52	.87	8.8	12	12.0	1.87	100
6	6.52	.87	9.0	11	10.0	2.32	100
8	8.85	.91	14.0	10	9.0	4.03	100

PVC Hose

200 SFG

Food grade suction and discharge hose.

Temp. Range: -13°F to 140°F

Applications: Food grade suction hose for use in canning, dairy and bottling.

Construction: Produced entirely of compounds in compliance with FDA and 3-A nontoxic specifications, flexible PVC, rigid PVC helix, smooth bore, corrugated O.D.



Inside Dia. Inches	Outside Dia. Inches	Pitch Dia. Inches	Minimum Bend Radius 72°F, Inches	Working Pressure 72°F, P.S.I.	Vacuum Rating 72°F, In/Hg	Weight Lbs/Ft	Standard Length Ft
1	1.25	.30	1.5	50	29.8	.18	100
1 1/4	1.52	.33	2.0	45	29.8	.22	100
1 1/2	1.81	.35	2.5	45	29.8	.35	100
2	2.36	.39	4.0	40	29.8	.50	100
2 1/2	2.87	.56	4.5	35	29.8	.68	100
3	3.50	.59	6.0	35	29.8	1.00	100
4	4.63	.65	8.0	30	29.8	1.52	100

Metric

45	2.13	.39	4.0	37	29.8	.45	100
57	2.60	.43	4.5	35	29.8	.60	100


ST 200 SFG

Food grade PVC hose for pneumatic conveying.

Temp. Range: -13°F to 140°F

Applications: Pneumatic conveying of lightweight solids such as powders and plastic pellets.

Construction: Produced entirely of compounds in compliance with FDA and 3-A nontoxic specifications, flexible PVC, rigid PVC helix, multi-strand copper static grounding wire, smooth bore, corrugated O.D.



Inside Dia. Inches	Outside Dia. Inches	Pitch Dia. Inches	Minimum Bend Radius 72°F, Inches	Working Pressure 72°F, P.S.I.	Vacuum Rating 72°F, In/Hg	Weight Lbs/Ft	Standard Length Ft
1 1/2	1.81	.35	2.5	45	29.8	.44	50,100
2	2.36	.39	4.0	40	29.8	.58	50,100
2 1/2	2.87	.56	4.5	35	29.8	.75	50,100
3	3.50	.59	6.0	35	29.8	1.07	50,100
4	4.63	.65	8.0	30	29.8	1.52	50,100

Metric

45	2.17	.39	4.0	37	29.8	.53	50,100
57	2.64	.43	4.5	35	29.8	.67	50,100

PVC Hose

PVC Hose



210 HFG / 212 MK

Heavy-duty food grade suction and discharge hose.

Temp. Range: -13°F to 140°F

Applications: 210 HFG: Heavy duty food grade suction hose for bottling and dairy industries.

212 MK: More flexible. Designed for milk hauling (tank truck) and pick-up.

Construction: Produced entirely of compounds in compliance with FDA and 3-A nontoxic specifications, flexible PVC, rigid PVC helix, smooth bore, smooth O.D.

210 HFG

Inside Dia. Inches	Outside Dia. Inches	Pitch Dia. Inches	Minimum Bend Radius 72°F, Inches	Working Pressure 72°F, P.S.I.	Vacuum Rating 72°F, In/Hg	Weight Lbs/Ft	Standard Length Ft
3/4	.96	.22	1.9	86	29.8	.16	100
1	1.25	.22	1.9	86	29.8	.26	100
1 1/4	1.54	.26	2.7	79	29.8	.37	100
1 1/2	1.82	.30	2.8	72	29.8	.44	100
2	2.39	.33	3.9	72	29.8	.74	100
2 1/2	2.93	.37	5.0	72	29.8	1.01	100
3	3.43	.37	7.0	62	29.8	1.21	100
4	4.53	.43	9.1	55	29.8	2.01	100

212 MK

1 1/2	1.82	.30	2.0	66	29.8	.44	100
2	2.39	.33	2.5	66	29.8	.74	100
2 1/2	2.93	.37	4.7	66	29.8	1.01	100
3	3.43	.37	6.1	62	29.8	1.21	100

PVC Hose

Kanaline FW

Heavy-duty food grade suction and discharge hose.



Temp. Range: -13°F to 140°F

Applications: Heavy duty food grade suction and discharge hose for bottling, wine making, canning, dairy, brewing and liquid foods.

Construction: Produced entirely of compounds in compliance with FDA and 3-A nontoxic specifications, flexible PVC, rigid PVC helix, synthetic braiding, smooth bore, corrugated O.D.

Features: Lightweight and flexible. External helix provides for easy drag. Rated for both suction and discharge. Clear sidewall permits visual check of material flow.

Inside Dia. Inches	Outside Dia. Inches	Pitch Dia. Inches	Minimum Bend Radius 72°F, Inches	Working Pressure 72°F, P.S.I.	Vacuum Rating 72°F, In/Hg	Weight Lbs/Ft	Standard Length Ft
1 1/2	2.03	.39	2.5	110	28.0	.56	100
2	2.60	.41	4.0	100	28.0	.75	100
3	3.70	.59	6.3	100	28.0	1.20	100
4	4.78	.65	7.1	75	28.0	1.74	100
5	6.04	.87	9.0	70	28.0	2.90	100

PVC Hose

Kanaline SR

Water suction and discharge hose for heavy-duty applications requiring combined vacuum and higher working pressures.

Temp. Range: -13°F to 140°F

Applications: Heavy duty suction and discharge hose for use in fish suction and rental/construction pumping.

Construction: Flexible PVC, rigid PVC helix, synthetic braiding, smooth bore, corrugated O.D.

Features: Lightweight and flexible. External helix provides for easy drag. Rated for both suction and discharge. Clear sidewall permits visual check of material flow.



Inside Dia. Inches	Outside Dia. Inches	Pitch Dia. Inches	Minimum Bend Radius 72°F, Inches	Working Pressure 72°F, P.S.I.	Vacuum Rating 72°F, In/Hg	Weight Lbs/Ft	Standard Length Ft
1 1/2	2.03	.37	2.5	110	28.0	.47	100
2	2.60	.43	4.0	100	28.0	.70	100
3	3.70	.59	6.3	100	28.0	1.13	100
4	4.78	.65	7.1	75	28.0	1.74	100
5	6.04	.87	9.0	70	28.0	2.97	100
6	7.17	.93	10.2	70	28.0	3.88	60,100
8	9.34	1.07	15.7	60	28.0	5.54	15,20,25
10	11.63	1.22	24.8	40	28.0	8.68	15,20,25
12	13.66	1.34	45.0	28	25.0	10.30	20

Spa Cream

Flexible PVC pool and spa hose.

Temp. Range: -13°F to 158°F

Applications: Water lines, air lines, pump lines.

Construction: Flexible PVC, rigid PVC helix, smooth bore, smooth O.D.

Note: For use with PVC solvent weld fittings only

Inside diameter is nominal

Tolerance on outside diameter is + .020, - .005



Inside Dia. Inches	Outside Dia. Inches	Pitch Dia. Inches	Minimum Bend Radius 72°F, Inches	Working Pressure 72°F, P.S.I.	Vacuum Rating 72°F, In/Hg	Weight Lbs/Ft	Standard Length Ft
1/2	.840	.22	3.0	100	29.8	.16	50,100
3/4	1.050	.22	3.0	100	29.8	.23	50,100
1	1.315	.28	3.0	100	29.8	.32	50,100
1 1/4	1.660	.30	4.0	80	29.8	.37	50,100
1 1/2	1.900	.30	4.0	65	29.8	.50	50,100
2	2.375	.34	5.0	60	29.8	.65	50,100

PVC Hose

Rubber Hose

ST 120 VP

Gasoline vapor recovery hose.



Temp. Range: -40°F to 140°F

Applications: Gasoline vapor recovery only.

Construction: Nitrile rubber, rigid PVC helix, smooth bore, corrugated O.D., static grounding wire.

Note: Static wire must be properly imbedded during fabrication and tested to assure static grounding of hose to a grounded system.

Inside Dia. Inches	Outside Dia. Inches	Pitch Dia. Inches	Minimum Bend Radius 72°F, Inches	Working Pressure 72°F, P.S.I.	Vacuum Rating 72°F, In/Hg	Weight Lbs/Ft	Standard Length Ft
2	2.36	.39	3.0	20	29.8	.61	60,100
3	3.46	.59	2.5	10	29.8	1.00	60,100
4	4.57	.65	5.0	10	29.8	1.70	60,100

Rubber Hose



Kanapower ST 120 LT

Tank truck drop hose with static grounding wire; 50% lighter than conventional rubber hose.

Temp. Range: -30°F to 140°F

Applications: Gasoline tank truck gravity drop hose for such items as naphtha, kerosene, light and heavy oil, diesel and up to 15% gasohol.

Construction: Nitrile rubber, rigid PVC helix, synthetic braiding, smooth bore, static grounding wire, corrugated O.D.

Features: Lightweight and flexible. External helix provides for easy drag. Rated for up to 40% aromatic content.

Note: Banding sleeves must be used for 3" and 4" sizes.

Static wire must be properly imbedded during fabrication and tested to assure static grounding of hose to a grounded system.

Inside Dia. Inches	Outside Dia. Inches	Pitch Dia. Inches	Minimum Bend Radius 72°F, Inches	Working Pressure 72°F, P.S.I.	Vacuum Rating 72°F, In/Hg	Weight Lbs/Ft	Standard Length Ft
2	2.68	.39	5.0	65	29.8	1.13	60,100
3	3.68	.59	6.0	65	29.8	1.37	60,100
4	4.82	.65	8.0	65	29.8	2.16	60,100

Rubber Hose

180 AR

Heavy-duty abrasion resistant suction and discharge hose.

Temp. Range: -40°F to 140°F

Applications: Heavy duty abrasion resistant suction hose for vacuum trucks or handling abrasives such as crushed rock, sand, pea gravel, cement powder, dry fertilizer, iron ore and grains.

Construction: SBR rubber blended with static carbon black, rigid PVC helix, smooth bore, corrugated O.D.

Features: Lightweight and flexible. Static dissipating with no grounding wire. Extremely abrasion resistant.

Note: This hose was not designed for bulk handling such as unloading of rail cars.



Inside Dia. Inches	Outside Dia. Inches	Pitch Dia. Inches	Minimum Bend Radius 72°F, Inches	Working Pressure 72°F, P.S.I.	Vacuum Rating 72°F, In/Hg	Weight Lbs/Ft	Standard Length Ft
1 ¹ / ₄	1.57	.33	2.0	45	29.8	.31	100
1 ¹ / ₂	1.82	.35	2.0	45	29.8	.37	100
2	2.35	.39	2.5	40	29.8	.50	100
2 ¹ / ₂	2.95	.56	2.5	35	29.8	.88	100
3	3.50	.59	3.0	35	29.8	1.10	100
3 ¹ / ₂	4.11	.64	4.0	30	29.8	1.35	100
4	4.63	.65	4.5	30	29.8	1.77	50,100
5	5.76	.87	5.0	30	28.0	2.47	50,100
6	6.73	.87	9.2	30	28.0	3.08	50,100
7	7.83	.87	14.0	30	27.0	4.10	50
8	9.04	.91	15.0	30	27.0	5.65	50
10	11.18	1.00	30.0	28	25.0	8.88	20
12	13.31	1.18	40.0	25	25.0	10.43	20

180 BL

Lightweight abrasion resistant blower and suction hose.

Temp. Range: -40°F to 140°F

Applications: Designed for suction and light blowing of lightweight abrasives such as rockwool, fiberglass, sawdust, grain, insulation and cement dust.

Construction: SBR rubber blended with static carbon black, rigid PVC helix, smooth bore, corrugated O.D.



Inside Dia. Inches	Outside Dia. Inches	Pitch Dia. Inches	Minimum Bend Radius 72°F, Inches	Working Pressure 72°F, P.S.I.	Vacuum Rating 72°F, In/Hg	Weight Lbs/Ft	Standard Length Ft
2 ¹ / ₂	2.91	.56	2.5	18	25.0	.71	100
3	3.44	.59	3.0	13	23.0	.92	100
4	4.53	.65	4.0	10	20.0	1.50	50,100
5	5.63	.87	5.0	8	15.0	1.68	50,100
6	6.67	.87	9.0	8	15.0	2.40	50,100
8	8.98	.91	12.0	8	15.0	4.40	50

Rubber Hose

Rubber Hose

180 HR

High temperature abrasion resistant suction hose.



Temp. Range: -40°F to 220°F

Applications: Heavy duty suction applications where higher temperature and abrasion are factors such as vacuum trucks or the handling of fly ash, crushed rock, sand, pea gravel or cement powder.

Construction: EPDM rubber, polyethylene helix, metal helical wire, smooth bore, corrugated O.D.

Features: Lightweight and flexible. Integral wire helix can be grounded. External helix provides easy drag. Rated up to 220°F.

Inside Dia. Inches	Outside Dia. Inches	Pitch Dia. Inches	Minimum Bend Radius 72°F, Inches	Working Pressure 72°F, P.S.I.	Vacuum Rating 72°F, In/Hg	Weight Lbs/Ft	Standard Length Ft
4	4.69	.65	5.5	30	29.8	1.75	50,100
6	6.83	.87	9.8	30	28.0	3.46	50,100
8	9.13	.87	15.0	30	27.0	6.00	50

180 MV

Abrasion resistant medium-duty suction and discharge hose.



Temp. Range: -40°F to 140°F

Applications: Designed for numerous applications such as grain and roof vacuums.

Construction: SBR rubber with carbon black, rigid PVC helix, smooth bore, corrugated O.D.

Inside Dia. Inches	Outside Dia. Inches	Pitch Dia. Inches	Minimum Bend Radius 72°F, Inches	Working Pressure 72°F, P.S.I.	Vacuum Rating 72°F, In/Hg	Weight Lbs/Ft	Standard Length Ft
5	5.75	.87	5.0	8	18.0	2.00	50,100
6	6.73	.87	9.0	8	18.0	2.70	50,100

Rubber Hose

220 RS

All weather suction and discharge hose.

Temp. Range: -40°F to 140°F

Applications: Heavy duty liquid suction hose for use in construction dewatering, liquid waste, cesspool cleaning, septic handling, agricultural applications and marine use.

Construction: SBR rubber, rigid PVC helix, smooth bore, smooth O.D.



Inside Dia. Inches	Outside Dia. Inches	Pitch Dia. Inches	Minimum Bend Radius 72°F, Inches	Working Pressure 72°F, P.S.I.	Vacuum Rating 72°F, In/Hg	Weight Lbs/Ft	Standard Length Ft
1 1/2	1.85	.35	3.0	50	29.8	.50	100
2	2.40	.39	4.0	50	29.8	.74	100
2 1/2	2.99	.56	5.0	50	29.8	1.01	100
3	3.50	.59	6.0	43	29.8	1.30	100
4	4.57	.65	9.0	38	29.8	2.01	100
6	6.69	.87	15.0	23	28.0	3.37	60,100

Rubber Hose

300 EPDM

All weather suction and discharge hose.

Temp. Range: -40°F to 140°F

Applications: Heavy duty liquid suction hose for use in construction dewatering, liquid waste, cesspool cleaning, septic handling, agricultural applications and marine use.

Construction: EPDM rubber, polyethylene helix, smooth bore, corrugated O.D.

Features: Lightweight and flexible. External helix provides for easy drag. Resistant to agricultural chemicals.



Inside Dia. Inches	Outside Dia. Inches	Pitch Dia. Inches	Minimum Bend Radius 72°F, Inches	Working Pressure 72°F, P.S.I.	Vacuum Rating 72°F, In/Hg	Weight Lbs/Ft	Standard Length Ft
1	1.34	.30	1.9	50	29.8	.23	100
1 1/4	1.65	.33	3.2	50	29.8	.34	100
1 1/2	1.84	.35	3.2	50	29.8	.40	100
2	2.43	.39	5.2	50	29.8	.67	100
2 1/2	2.99	.56	5.6	50	29.8	.92	100
3	3.52	.59	7.1	43	29.8	1.10	100
4	4.61	.65	11.0	38	29.8	1.84	100
6	6.81	.87	20.0	23	28.0	3.07	60,100

Rubber Hose

390 FG

Food grade suction and discharge hose.

Temp. Range: -40°F to 140°F

Applications: Food grade suction and discharge hose designed for wine, dairy, and other liquid food industry applications.

Construction: EPDM rubber with textile fiber and polyethylene helix.

Note: Imported. Consult factory for availability.

Inside Dia. Inches	Outside Dia. Inches	Pitch Dia. Inches	Minimum Bend Radius 72°F, Inches	Working Pressure 72°F, P.S.I.	Vacuum Rating 72°F, In/Hg	Weight Lbs/Ft	Standard Length Ft
2	2.50	—	5.12	113	29.8	.82	—
3	3.58	—	7.09	85	29.8	1.28	—
4	4.72	—	11.81	75	29.8	1.96	—

390 SD BK

All weather suction and discharge hose.

Temp. Range: -40°F to 140°F

Applications: Suction and discharge of liquids in the construction, rental and agricultural industries such as agricultural chemicals, liquid fertilizers and dewatering.

Construction: EPDM rubber, polyethylene helix, synthetic braiding, smooth bore, corrugated O.D.

Features: Lightweight and flexible. Rated for both suction and discharge. External helix provides for easy drag. Resistant to agricultural chemicals. Durable in construction applications.

Inside Dia. Inches	Outside Dia. Inches	Pitch Dia. Inches	Minimum Bend Radius 72°F, Inches	Working Pressure 72°F, P.S.I.	Vacuum Rating 72°F, In/Hg	Weight Lbs/Ft	Standard Length Ft
1 ¹ / ₄	1.75	.39	3.0	100	29.8	.45	60,100
1 ¹ / ₂	1.97	.43	3.0	100	29.8	.50	60,100
2	2.54	.47	5.0	100	29.8	.73	60,100
3	3.64	.59	7.0	90	29.8	1.25	60,100

Rubber Hose

Kanapower AT


Heavy-duty abrasion resistant suction and discharge hose.

Temp. Range: -30°F to 140°F

Applications: Abrasion resistant suction and discharge hose designed for demanding applications such as slurry in micro-tunneling applications and directional boring.

Construction: SBR rubber blended with static dissipating carbon black.

Note: 6" size is not a stock item. Consult factory for availability.



Inside Dia. Inches	Outside Dia. Inches	Pitch Dia. Inches	Minimum Bend Radius 72°F, Inches	Working Pressure 72°F, P.S.I.	Vacuum Rating 72°F, In/Hg	Weight Lbs/Ft	Standard Length Ft
4	5.04	.65	10.0	140	28.0	2.85	60,100
6	7.26	.87	16.0	140	28.0	4.50	See note

Rubber Hose

Banding Sleeve

Plastic banding sleeve for use with ST 120 LT hose.

Temp. Range: -40°F to 140°F


Applications: 9" sections are recommended at each end of the ST 120 LT tank truck drop hose.

Construction: PVC construction, corrugated inside, smooth O.D.

Available Sizes: 3" and 4".



Duct Hose



150 CL

Lightweight PVC blower and ducting hose.

Temp. Range: -13°F to 140°F

Applications: Lightweight general ducting for ventilation and grass clippings, leaves, dust and fumes.

Construction: Flexible PVC, rigid PVC helix, smooth bore, corrugated O.D.

Inside Dia. Inches	Outside Dia. Inches	Pitch Dia. Inches	Minimum Bend Radius 72°F, Inches	Working Pressure 72°F, P.S.I.	Vacuum Rating 72°F, In/Hg	Weight Lbs/Ft	Standard Length Ft
2 1/2	2.81	.55	2.5	6	—	.37	50,100
3	3.37	.59	3.0	6	—	.54	50,100
4	4.41	.61	4.0	5	—	.71	50,100
5	5.55	.80	5.0	3	—	1.00	50,100
6	6.51	.80	6.0	3	—	1.29	50,100
7	7.54	.85	7.0	2	—	1.38	50,100
8	8.55	.85	8.0	2	—	1.71	50

Duct Hose



150 UDH / 150 UDH BK

Urethane medium-duty blower and ducting hose.

Temp. Range: -20°F to 140°F

Applications: Medium-duty ducting and blower applications. For use with light to medium weight abrasives, leaf and grass collection, cotton pickers, mulch blowing, dust and sawdust collection.

Construction: Flexible clear polyurethane, rigid PVC helix, smooth bore, corrugated O.D.

Features: Lightweight and flexible. External helix provides for easy drag. Abrasion-resistant polyurethane and smooth bore eliminate material build-up.

Note: 150 UDH BK is not a stock item. Contact factory for minimum run quantities.

Inside Dia. Inches	Outside Dia. Inches	Pitch Dia. Inches	Minimum Bend Radius 72°F, Inches	Working Pressure 72°F, P.S.I.	Vacuum Rating 72°F, In/Hg	Weight Lbs/Ft	Standard Length Ft
2 1/2	2.89	.53	2.5	9	16.0	.34	50
3	3.46	.57	3.0	8	15.0	.48	50
4	4.46	.59	4.0	7	12.0	.70	50
5	5.57	.83	5.0	6	9.0	1.10	50
6	6.56	.83	6.0	5	7.0	1.30	50
7	7.59	.85	7.0	4	6.0	1.56	50
8	8.59	.85	8.0	3	5.0	1.65	50

Duct Hose

620 WD

General ducting and blower hose with metal wire helix.

Temp. Range: -40°F to 220°F

Applications: General ducting and blower applications. For use with light-weight abrasives such as sawdust, grass clippings, street refuse and cotton pickers.

Construction: EPDM rubber, metal wire helix, smooth bore, slightly corrugated O.D.

Features: Rated to 220°F. Abrasion resistant yet very flexible. 100% rubber sidewall (no fabric).



Inside Dia. Inches	Outside Dia. Inches	Pitch Dia. Inches	Minimum Bend Radius 72°F, Inches	Working Pressure 72°F, P.S.I.	Vacuum Rating 72°F, In/Hg	Weight Lbs/Ft	Standard Length Ft
2 1/2	3.00	.58	3.0	12	9.0	.44	50
3	3.37	.60	3.0	12	8.0	.55	50
4	4.39	.65	4.0	9	6.0	.73	50
5	5.43	.88	5.0	7	5.0	.84	50
6	6.36	.87	6.0	6	4.0	1.04	50
7	7.32	.89	7.0	5	4.0	1.17	50
8	8.35	.92	8.0	4	4.0	1.38	50
10	10.45	1.02	10.0	3	4.0	2.40	50
12	12.40	1.20	12.0	3	4.0	2.50	25

620 WD WS

General ducting and blower hose with metal wire helix and external wear strip.

Temp. Range: -40°F to 220°F

Applications: Same as 620 WD, but external wearstrip makes it ideal for "light dragging" applications.

Construction: EPDM rubber, metal wire helix, wearstrip, smooth bore, corrugated O.D.



Inside Dia. Inches	Outside Dia. Inches	Pitch Dia. Inches	Minimum Bend Radius 72°F, Inches	Working Pressure 72°F, P.S.I.	Vacuum Rating 72°F, In/Hg	Weight Lbs/Ft	Standard Length Ft
2 1/2	3.11	.58	3.0	12	9.0	.48	50
3	3.48	.60	3.0	12	8.0	.61	50
4	4.57	.65	4.0	9	6.0	.85	50
5	5.61	.88	5.0	7	5.0	.90	50
6	6.54	.87	6.0	6	4.0	1.17	50
7	7.48	.89	7.0	5	4.0	1.27	50
8	8.54	.92	8.0	4	4.0	1.50	50
10	10.69	1.02	10.0	3	4.0	2.67	50
12	12.60	1.20	12.0	3	4.0	2.80	25

Duct Hose

Duct Hose



630 ED

Medium-duty blower and ducting hose.

Temp. Range: -40°F to 158°F

Applications: Medium-duty blower and ducting applications such as hay baling, street refuse, grain dust, cotton pickers, wood chips, straw blowing, leaf and grass collection.

Construction: EPDM rubber, polypropylene helix, smooth bore, corrugated O.D.

Features: Thicker sidewall for more abrasion resistance. External helix acts as a scuff guard. 100% rubber sidewall (no fabric).

Inside Dia. Inches	Outside Dia. Inches	Pitch Dia. Inches	Minimum Bend Radius 72°F, Inches	Working Pressure 72°F, P.S.I.	Vacuum Rating 72°F, In/Hg	Weight Lbs/Ft	Standard Length Ft
2	2.36	.39	3.5	—	—	.31	50
2½	2.89	.56	3.5	—	—	.38	50
3	3.43	.59	4.0	—	—	.49	50
4	4.53	.67	4.0	—	—	.70	50
6	6.56	.83	6.0	—	—	1.05	50
8	8.66	.87	8.0	—	—	1.46	50

660 YD

Heavy-duty duct hose with “safety yellow” helix for high visibility.



Temp. Range: -40°F to 158°F

Applications: Heavy-duty ducting applications such as duct cleaning, commercial grass and leaf collection, cement dust recovery for floor finishing, blast cabinet dust collection systems, and grain auger downspouts.

Construction: EPDM rubber, polypropylene helix, smooth bore, corrugated O.D.

Features: Smooth bore for higher laminar flow. Extra heavy-duty “safety yellow” helix for high visibility and superior external abrasion resistance for “dragging” applications. 100% rubber sidewall (no fabric).

Inside Dia. Inches	Outside Dia. Inches	Pitch Dia. Inches	Minimum Bend Radius 72°F, Inches	Working Pressure 72°F, P.S.I.	Vacuum Rating 72°F, In/Hg	Weight Lbs/Ft	Standard Length Ft
4	4.57	.67	4.0	9	6.0	.79	50
5	5.53	.87	5.0	7	5.0	.83	50
6	6.57	.83	6.0	6	4.0	1.26	50
8	8.72	.87	8.0	4	4.0	1.92	50
10	10.83	1.06	10.0	4	4.0	2.38	50
12	12.73	1.18	12.0	3	3.0	2.65	25

Duct Hose

Kanaduct

Duct hose with interlock construction which allows inside diameter (I.D.) to be changed by twisting hose.

Temp. Range: -13°F to 180°F

Applications: General ducting and blower hose used for spot coolers, clean room venting, fume/dust removal, elbows for rigid pipe.

Construction: Interlocked polypropylene



Inside Dia. Inches	Outside Dia. Inches	Pitch Dia. Inches	Minimum Bend Radius 72°F, Inches	Working Pressure 72°F, P.S.I.	Vacuum Rating 72°F, In/Hg	Weight Lbs/Ft	Standard Length Ft
2 1/2	2.80	—	6.0	—	—	.35	20
3	3.23	—	7.0	—	—	.36	20
4	4.20	—	11.0	—	—	.52	20
5	5.20	—	14.0	—	—	.76	20
6	6.16	—	15.0	—	—	.79	20
8	8.06	—	20.0	—	—	1.07	20
10	10.21	—	27.0	—	—	1.52	10
12	12.07	—	32.0	—	—	1.68	10

Duct Hose

Miscellaneous

MD 25

Heat resistant duct hose.



Temp. Range: -4°F to 482°F

Applications: Ducting and blower hose used for air conditioning units or hot air circulation units. Can be used for suction of sparks from gas/electric welding or grinding.

Construction: Heat resistant function is enforced by using stainless plate and special glass-cloth inside instead of zinc-coated plate. Should be used below 482°F.

Excellent fire retardation, easy to cut and install, lightweight and flexible!

Inside Dia. Inches	Outside Dia. Inches	Pitch Dia. Inches	Minimum Bend Radius 72°F, Inches	Working Pressure 72°F, P.S.I.	Vacuum Rating 72°F, In/Hg	Weight Lbs/Ft	Standard Length Ft
4	4.15	.91	8.3	1.0	—	.45	12,25
5	5.14	1.02	9.8	1.0	—	.56	12,25
6	6.14	1.02	11.0	1.0	—	.70	12,25
8	8.11	1.18	15.0	1.0	—	.89	12,25

Miscellaneous

Banding Coil

Food grade PVC banding coil designed to fit the corrugation of our KANALINE Series. Provides a smooth surface for banding. Available in 1-1/2", 2", 3", 4" and 6" sizes.



Miscellaneous

Duct Clamp

Steel, worm gear type clamp designed specifically for use with our duct hose. Easily installed with only a screw driver. Available in 2-1/2", 3", 4", 5", 6", 7", 8", 10" and 12" sizes.



Powerlock Clamp / Powerlock Clamp PS

The Powerlock clamp is a steel, double bolt clamp designed specifically for use with our corrugated hose such as Series 100, 180, 200 and KANALINE. Available in 2", 2-1/2", 3", 4", 5", 6", 8", 10" and 12" sizes.

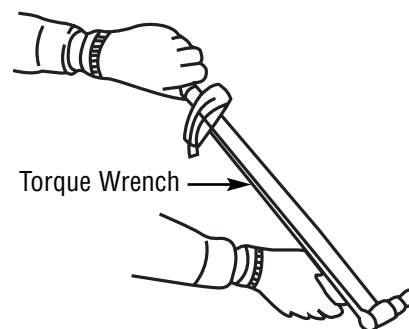
The Powerlock clamp PS is available for use with our 101 PS Series in 2", 3" and 4" sizes.



Guideline for Tightening Kanaflex Powerlock Clamps

Please use the table below to determine the correct torque recommended when tightening down our Powerlock clamps.

Size (in)	2	2½	3	4	5	6	8	10	12
Torque (lbs-ft)	7.2	7.2	9.4	14.5	14.5	16.6	16.6	18.1	18.1



Chemical Resistance

A — Satisfactory
B — Suggest Testing
C — Unsatisfactory

Chemical Name	Concentration	All PVC Hoses Except 130 B	130 B	ST 120 VP, ST 120 LT	KP-AT, 180 AR, 180 BL, 220 RS	180 HR,390 SD,620 WD 630 ED, 660 YD	300 EPDM GR
Acetaldehyde		C	C	C	C	B	C
Acetamide		C	C	A	C	B	B
Acetic acid	10%	A	A	C	C	A	A
Acetic acid	50%	B	B	C	C	B	B
Acetic acid	100%	C	C	C	C	C	C
Acetic anhydride		C	C	C	C	C	C
Acetone		C	C	C	C	B	C
Alums ____ NH ³ , Cr, K		A	A	A	A	A	A
Ammonium hydroxide (ammonia water)		B	B	C	C	A	A
Animal oil (Lard oil)		C	A	A	C	C	C
ASTM reference fuel A		C	A	A	C	C	C
ASTM reference fuel B		C	B	A	C	C	C
ASTM reference fuel C		C	C	A	C	C	C
ASTM #1 oil		C	A	A	C	C	C
ASTM #2 oil		C	A	A	C	C	C
ASTM #3 oil		C	A	A	C	C	C
Beer		A	A	A	A	A	A
Benzene (Benzol)		C	C	C	C	C	C
Benzine		C	C	B	C	C	C
Benzyl alcohol		C	C	C	C	B	B
Bromine		C	C	C	C	C	C
Bunker oil		C	—	A	C	C	C
Calcium chloride		A	A	A	A	A	A
Calcium hydroxide		A	A	A	A	A	A
Carbon disulfide		C	C	C	C	C	C
Carbon tetrachloride		C	C	C	C	C	C
Carbonic acid		A	A	A	A	A	A
Chlorine Gas (dry)		C	C	C	C	C	C
Chlorine Gas (wet)		C	C	C	C	C	C
Chromic acid	2%	A	C	C	C	C	C
Chromic acid	5%	B	C	C	C	C	C
Chromic acid	10%	C	C	C	C	C	C
Chromic acid	25%	C	C	C	C	C	C
Creosote oil		C	C	B	C	C	C
Cresol		C	C	C	C	C	C
Cyclohexane		C	C	B	C	C	C
Cyclohexanone		C	C	C	C	C	C
Developing solutions (Hypos)		A	A	A	B	A	A
Diethyl ether		C	C	C	C	B	C
Diethylene glycol		A	A	A	A	A	A
Dimethyl formamide		C	C	C	C	C	C
Diocetyl phthalate (DOP)		C	C	C	C	B	B
Ethyl acetate		C	C	C	C	B	C
Ethyl acetoacetate		C	C	C	C	B	C
Ethyl alcohol		B	A	A	A	A	B
Ethylene dichloride		C	C	C	C	C	C
Ethylene glycol		A	A	A	A	A	A
Fluorboric acid		—	—	A	B	A	A
Formaldehyde	40%	B	B	B	C	B	B
Formic Acid	50%	B	C	C	C	B	B
Freon 11		C	C	A	C	C	C
Freon 113		C	C	B	B	C	C
Freon 114		C	C	A	A	C	C
Freon 12		C	C	B	C	B	—
Freon 21		C	C	C	C	C	C
Freon 22		C	C	C	C	C	C
Furan Furfuran		C	C	C	C	C	C
Gasoline (Aromatic content : less than 40%)		C	C	A	C	C	C
Glycerin		A	A	A	A	A	A
Hexane		C	A	A	C	C	C
Hydrobromic acid	20%	—	—	C	C	B	B
Hydrochloric acid	10%	A	A	C	B	A	A
Hydrochloric acid	38%	B	B	C	C	B	B
Hydrofluoric acid	10%	A	A	C	C	A	A

Chemical Resistance *continued*

A — Satisfactory
B — Suggest Testing
C — Unsatisfactory

Chemical Name	Concentration	All PVC Hoses Except 130 B	130 B	ST 120 VP, ST 120 LT	KP-AT, 180 AR, 180 BL, 220 RS	180 HR, 390 SD, 620 WD 630 ED, 660 YD	300 EPDM GR
Hydrofluoric acid	20%	B	B	C	C	A	A
Hydrofluoric acid	40%	C	C	C	C	B	B
Hydrofluoric acid anhydrous		C	C	C	C	C	C
Hydrogen peroxide	5%	A	A	C	C	B	B
Hydrogen peroxide	30%	A	A	C	C	B	B
Hydrogen sulfide		—	—	C	C	A	A
Hypochlorous acid		—	—	C	C	C	C
Isooctane		C	A	A	C	C	C
Isopropyl alcohol		B	A	B	B	B	B
Kerosene		C	A	A	C	C	C
Lacquer		C	C	C	C	C	C
Magnesium hydroxide		A	A	B	B	A	A
Mercury		A	A	A	A	A	A
Methyl alcohol		B	A	A	A	A	A
Methyl ethyl ketone (MEK)		C	C	C	C	B	B
Nitric acid	10%	A	A	C	C	B	B
Nitric acid	30%	B	B	C	C	B	B
Nitric acid	61.3%	C	C	C	C	C	C
Nitric acid	(fuming)	C	C	C	C	C	C
Nitrobenzene		C	C	C	C	C	C
Oleic acid		A	A	B	C	B	B
Oxalic acid		A	A	C	C	B	B
Oxygen		A	A	B	B	A	A
Ozone		B	B	C	C	A	A
Perchloric acid		A	B	B	B	B	B
Phosphoric acid	50%	A	A	B	C	A	A
Potassium dichromate	10%	A	A	A	B	A	A
Potassium hydroxide	30%	B	B	B	B	A	A
Potassium permanganate	5%	A	A	B	B	A	A
Potassium permanganate	30%	A	B	B	A	B	B
Propyl alcohol		A	A	A	A	A	A
Sea water		A	A	A	A	A	A
Silicone grease		A	A	A	A	A	A
Silicone oils		A	A	A	A	A	A
Soap solutions		B	A	A	B	A	A
Sodium hydroxide	10%	A	A	B	A	B	B
Sodium hypochlorite	5%	A	A	C	C	A	A
Sodium peroxide		C	C	B	B	A	A
Sodium phosphate		A	A	A	A	A	A
Soybean oil		C	A	A	B	C	C
Sulfur dioxide		A	A	C	C	A	A
Sulfuric acid	10%	A	A	B	A	B	B
Sulfuric acid	30%	B	B	C	B	C	C
Sulfuric acid	98%	C	C	C	C	C	C
Sulfuric acid	(fuming)	C	C	C	C	C	C
Sulfurous acid	10%	A	A	C	C	C	C
Tetrachloroethane		C	C	C	C	C	C
Tetrahydrofuran		C	C	C	C	B	C
Toluene		C	C	C	C	C	C
Trichloroethylene (Trichlene)		C	C	C	C	C	C
Vegetable oil		C	A	A	C	C	C
Vinegar		A	A	B	B	A	A
Whiskey		B	A	A	A	A	A
Xylene		C	C	C	C	C	C

The “Chemical Resistance classification” for each Kanaflex Hose is determined by the phenomenon (change of the quality of the material) which results when the material is exposed to the specified chemical. Testing is conducted on straight sections of hose which are set in a static position. Unless otherwise noted, the concentration of water solution is saturated and temperature is 72°F.

Note: Differing phenomena may result during hose use as a result of application variables such as hose bends, stress, vacuum, pressure, temperature, etc.

Application Guide

	100CL/101PS p 2	110CL/110GR p 2	112AG/112CL p 3	116CL p 3	130B p 4	150 CL p 14	150 UDH/150 UDH BK p 14	155GY p 4	180 AR p 9	180 BL p 9	180 HR p 10	180 MV p 10	200 SFG p 5	210 HFG/212 MK p 6	220 RS p 11	300 EPDM p 11	390 FG p 12	390 SD BK p 12	620 WD p 15	620 WD WS p 15	630 ED p 16	660 YD p 16	MD 25 p 18	Kanapower ST 120 LT p 8	ST 120 VP p 8	ST 200 SFG p 5	Banding Coil p 18	Banding Sleeve p 13	Duct Clamp p 19	Kanaduct p 17	Kanaline FW p 6	Kanaline SR p 7	Kanapower AT p 13	Powerlock Clamp/PS p 19	Spa Cream p 7		
Agriculture, Grain																																					
Agriculture, Chemical																•		•																			
Air Seeder			•																																		
Auger Down Spout																			•	•	•								•						•		
Cotton							•			•									•	•	•	•							•						•		
Fertilizer Sprayer			•													•		•																			
Foam Markers			•															•																			
Grain Vac									•			•																							•		
Irrigation			•	•												•												•						•			
Manure Spreader			•													•		•																			
General Use			•													•												•					•				
Boating, Marine																																					
Bilge, Sanitary			•													•												•						•			
Ventilation																			•										•								
General Use			•													•												•						•			
Construction																																					
Cement Plant, Dust							•		•	•												•								•					•		
Concrete Surfacing, Dust							•														•	•							•								
Directional Drilling																											•						•				
Micro Tunneling																																		•			
Vacuum Excavators									•	•																									•		
Water Pumping			•	•												•												•						•			
Fishing																																					
Fish Suction	•																											•					•		•		
Ice Slinging	•		•																									•					•		•		
Food, Milk Handling																																					
Food Processing													•	•														•					•				
Milk Truck													•	•														•					•				
Wine Processing													•	•														•					•				
General Plant Services																																					
Car Wash																			•											•							
Duct Cleaning																						•							•								
Ducting (exhaust)						•	•												•	•	•	•	•					•									
Ducting (fumes, vent)						•													•	•	•	•							•								
Fly Ash											•																								•		
Power Plant, Coal Dust									•		•	•																							•		
Sand Blast Recovery									•	•	•								•	•	•	•							•						•		
Sand Dust/Wood Chips																			•	•	•	•							•								
Shipyards Ducting																			•		•								•								
Spot Coolers																														•							
General Use	•		•													•																	•				

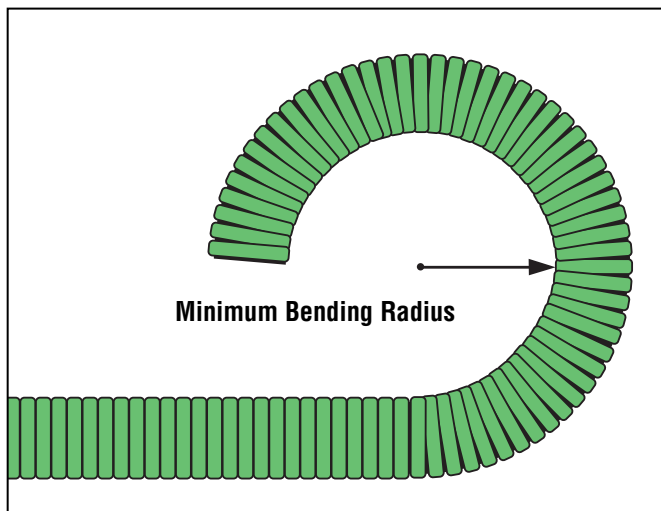
	100CL/101PS p 2	110CL/110GR p 2	112AG/112CL p 3	116CL p 3	130B p 4	150 CL p 14	150 UDH/150 UDH BK p 14	155GY p 4	180 AR p 9	180 BL p 9	180 HR p 10	180 MV p 10	200 SFG p 5	210 HFG/212 MK p 6	220 RS p 11	300 EPDM p 11	390 FG p 12	390 SD BK p 12	620 WD p 15	620 WD WS p 15	630 ED p 16	660 YD p 16	MD 25 p 18	Kanapower ST 120 LT p 8	ST 120 VP p 8	ST 200 SFG p 5	Banding Coil p 18	Banding Sleeve p 13	Duct Clamp p 19	Kanaduct p 17	Kanaline FW p 6	Kanaline SR p 7	Kanapower AT p 13	Powerlock Clamp/PS p 19	Spa Cream p 7
Insulation																																			
Blower																																			
Lawn Mower, Gardening																																			
Grass Collection																																			
Mulch Blowing																																			
Material Handling																																			
Pneumatic Conveying																																			
Mining																																			
Cable Guard																																			
Coal Rock Dust																																			
Oil Drill Site Clean Up																																			
Rock Drill Dust																																			
General Use																																			
Petroleum																																			
General Tank Truck																																			
Gasoline Terminal																																			
Refinery, Catalyst Removal																																			
Plant, Tank Scale																																			
Pool & Spa																																			
Water Lines																																			
Rental																																			
Lawn & Garden																																			
Water Pumping																																			
Roofing																																			
Gravel Removal																																			
Waste Management																																			
Honey Truck																																			
Landfill (methane gas)																																			
Sanitation Plant																																			
Street Sweeper																																			
Vacuum Truck																																			
General Use																																			
Transportation																																			
Aircraft, Avionics Cooling																																			
Airport, Lavatory Drop																																			
RV, Ducting																																			
Railroad Lavatory Drop																																			

Minimum Bending Radius

Minimum bending radius is the smallest diameter to which a hose can be bent without causing internal damage to the hose or flattening in the cross-section of the hose (kinking). Minimum bending radius is measured to the inside curvature of the hose as illustrated.

For Kanaflex hose, minimum bend radius is established at 72°F. Temperature changes, either lower or higher, will effect minimum bend radius. Caution should be taken to assure proper hose selection for the actual application temperature of both the material handled and the ambient temperature surrounding the application.

During storage of hose, ambient temperature should also be considered to prevent hose damage. When possible, minimum bending radius of the hose should be as large as possible to avoid damage to the hose and early hose failure.



Temperature Effects

Kanaflex conducts tests at 72°F to determine the recommended minimum bending radius, working pressures, and vacuum ratings. Straight lengths of hose are used during testing. If the ambient temperatures, or application induced temperatures, vary from the 72°F baseline, stated specifications and ratings for the hose will change. If the hose application and placement includes bends, the stated specifications and ratings for the hose will also change.

Please take these variance guidelines into account when determining the suitability of a hose for a specific application.

Usage and Storage Suggestions

CARE AND MAINTENANCE

When Using Your Hose

The life of the hose is greatly influenced by the surrounding temperature, fluid temperature and time of exposure. Please select the proper hose according to the fluid used.

Especially in the case of a PVC hose, if the fluid temperature reaches or exceeds 120°F, do not exceed one half the rated working pressure of the hose.

In pressure applications, please open and close the valve slowly to avoid impact pressure. Suddenly closing the valve could cause the hose to burst.

Please do not use high-grade chemicals with high toxicity and hazardous materials such as high concentrations of Acidum or Alkalies and flammable or explosive gas.

Please set pump pressure below working pressure when you use it in the upright part of an underwater pump, otherwise there is a possibility of a failure caused by a water hammer when the pump is turned off.

Please do not use for compressed air; there is a possibility of a burst.

Please do not use for food grade unless indicated. Also, do not use for pharmaceutical products.

Exposure to the weather will increase the deterioration rate of the hose.

Remember hoses are replaceable items. The rate of their replacement will depend on the conditions under which they are used and deterioration.

Installation

Prior to the installation, please consider the impact on human health and surrounding facilities in case of a hose failure.

Since the hose will expand and contract because of internal pressure, please provide sufficient slack at the time of installation for expansion and contraction.

If twisted, the performance of a hose will fall. Please use a joint when a twist arises by rocking or rotation.

The hose could be damaged if there is a sharp bend at the fitting. Use appropriate elbows and fittings to support the hose so that when it is operational it will not bend sharply at the fitting. Please use an elbow or allow extra length to avoid this problem.

Please protect the hose against external impact (i.e. falling rock or running over the hose with a vehicle).

If the installation of the hose requires 150 or more feet of continuous length, the resulting head or loss of pressure may disrupt the quantity of flow.

The hose will deteriorate with age. If you find any defects in your periodic inspections please replace the hose.

Storage — As Stock

Temperature, humidity, ozone, sunlight, oils, solvents, corrosive liquids, fumes, insects, rodents, and radioactive materials can adversely affect hose products in storage.

Exposure to direct or reflected sunlight should be avoided.

The hose needs to be stored under these conditions:

1. Out of direct sun, preferably a dark location
2. In a cool location
3. Low humidity
4. Free of dust and dirt
5. First-in, first-out basis
6. Ideal temperature range is 50 to 70 degrees F

The hose should not be piled or stacked to such an extent that the weight of the stack creates distortions on the lengths stored at the bottom.

Storage — After Use

Follow above recommendations.

After using, remove residual substance by washing the hose in cold water, etc.

Please store the hose with good ventilation so that air passes through the inside of a hose freely. In the case of rubber hose, please cap the ends.

Transport

When moving hose, please do not drag on the ground.

Handle carefully to protect the hose from impact during loading and unloading.

If you are lifting the hose by a crane, etc., do not lift it up by only one point but use several.

Exterior Inspection

If the following abnormalities are discovered, please stop use immediately and replace the hose.

- Hose shows any swelling or leakage near fittings.
- Exterior cracking that allows any loss of fluid or creates a safety hazard.
- Collapsing or kinking.
- An inside swelling and exfoliation.
- Others: hardening, swelling, cracking, etc.

Precautionary Statement

Kanaflex Corporation manufactures and distributes hose, ducting, and other products that conform to established specifications. These specifications are to be used as guidelines for the selection of hose to meet the specified criteria of each application. However, these established specifications are not intended to predict the performance of a Kanaflex product in any particular application.

Since application criteria vary, Kanaflex makes no recommendation of our products for use in a particular application. The distributor and final customer of the product should determine the acceptability of use of the product. Therefore, the distributor and customer will assume all responsibility regarding the proper selection and resultant success of Kanaflex products used for any application.

Claims

All claims on Kanaflex products must be reported to Kanaflex immediately. Kanaflex will forward a claim form and all information requested on the form is to be inserted and returned to Kanaflex. Kanaflex will request either the entire amount of product in question or sections of the product. The returned product must be labeled clearly and sent to the attention of the Kanaflex staff member responsible for receipt of the claim information. All additional product in question must be retained until a final determination is made regarding the claim.

Upon receipt of the requested material, Kanaflex will determine if the product meets all requirements as stated within our WARRANTY and then send notification as to the determination of the claim.

Often, the exact cause of failures cannot be determined. Kanaflex may suggest possible causes in an effort to prevent future failures.

Returned Goods Policy

The following guidelines must be met for acceptance of returned product:

1. Contact Kanaflex Customer Service department for return authorization.
2. Product must have been purchased within the last 90 days.
3. Only standard products, in standard lengths may be returned.
4. Merchandise must be sent back freight prepaid.
5. Merchandise must reach Kanaflex in good condition so that it may be resold. Damaged goods will be refused.
6. Restocking fee will apply.

Warranty

Every KANAFLEX hose is thoroughly inspected and tested before leaving the factory and is warranted to be free from defects in material and workmanship at the time of shipment by Kanaflex. Should any trouble develop within ninety (90) days of the date of shipment, please notify the manufacturer and obtain a written authorization for return. If an inspection by the manufacturer shows the trouble to be caused by defects in material or workmanship, Kanaflex will replace such merchandise at no charge, freight prepaid.

This warranty shall not apply (1) in the event the hose has been abused or involved in an accident; (2) in the event of misuse (such as subjecting the hose to pressure beyond

rated capacity, exceeding minimum bending radius specifications or transfer of materials not recommended by the manufacturer).

THIS WARRANTY IS THE SOLE AND EXCLUSIVE WARRANTY OF KANAFLEX AND IS IN LIEU OF ALL OTHER WARRANTIES, EXPRESSED, IMPLIED, STATUTORY OR OTHERWISE CREATED UNDER APPLICABLE LAW INCLUDING, BUT NOT LIMITED TO, ANY IMPLIED WARRANTY OF MERCHANTABILITY OR FITNESS FOR A PARTICULAR PURPOSE. IN NO EVENT SHALL KANAFLEX BE LIABLE FOR SPECIAL, INCIDENTAL OR CONSEQUENTIAL DAMAGES, OR FOR LOSS OF PROFITS.